

4 3 2 1

F F

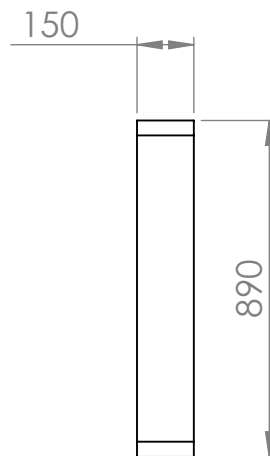
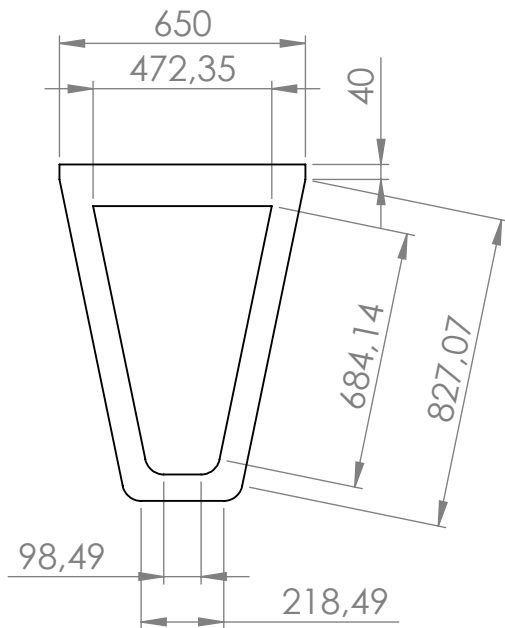

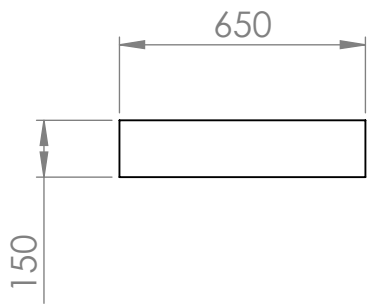
E E

D D

C C

B B

A A



SAUF INDICATION CONTRAIRE:
LES COTES SONT EN MILLIMETRES
ETAT DE SURFACE:
TOLERANCES:
LINEAIRES:
ANGULAIRES:

FINITION:

CASSER LES
ANGLES VIFS

NE PAS CHANGER L'ECHELLE

REVISION

	NOM	SIGNATURE	DATE		
AUTEUR					
VERIF.					
APPR.					
FAB.					
QUAL.					

MATERIAU:

MASSE:

TITRE:

No. DE PLAN

pied_vide

A4

ECHELLE:1:10

FEUILLE 1 SUR 1

4 3 2 1